



**2018**

**2019-029**

**2019 03**

)

(

**1**

**80%**

**j**

2

3

**4**

**10%**

**5**

---

**6**

**7**

**431,720,862**

**10**

**0.81**

**0**

**10**

**0**

.....	9
.....	13
.....	16
.....	32
.....	52
.....	60
.....	60
.....	61
.....	70
.....	75
.....	76
.....	188



CMMI		Capability Maturity Model Integration
PMBOK		Project Management Body Of Knowledge PMI 9
		Cloudcomputing
		Big Data



			300682
			Longshine Technology Co., Ltd.
			LONGSHINE
		90	B 10 11
			214000
		90	B 10 11
			214000
			<a href="http://www.longshine.com/">http://www.longshine.com/</a>
			<a href="mailto:ir@longshine.com">ir@longshine.com</a>

	8	8
	18	18
	010-82430888	010-82430888
	010-82430999	010-82430999
	<a href="mailto:ir@longshine.com">ir@longshine.com</a>	<a href="mailto:ir@longshine.com">ir@longshine.com</a>

	<a href="http://www.cninfo.com.cn">www.cninfo.com.cn</a>



	54,938,383.59	47,423,878.88	93,297,577.15	819,815,699.84
	-25,084,680.81	-50,630,727.84	-28,826,722.14	238,225,177.55
	-27,354,990.43	-56,760,940.80	-31,358,383.75	225,654,212.10
	-168,033,155.62	-21,594,575.26	-16,672,836.40	208,942,556.15

√

**1**

√

**2**

√

√

	2018	2017	2016	
	-38,405.49	-28,040.09	154,518.34	
	18,860,400.00	29,555,375.00	27,368,900.00	
	8,309,451.72	2,048,861.55		
	-1,051,772.17	6,691.39	266,212.09	2018 112.5
	2,506,558.35	3,151,353.49	2,762,129.61	
	69,966.07	104.08		

	23,503,149.64	28,431,430.28	25,027,500.82	--
--	---------------	---------------	---------------	----

1 —

1 —

√ □

-	181,162.34	“
		”

2011 10 13  
[2011]100

16% 2018

5 1

- 6,764,101.02

12 —

SaaS

SaaS

“

”

“

”

“

”

“

”

**1**



4

10%

“ ” “ ”

2017 2018 10.15 2017 29.70% 1.91 2017 1.34  
2018 3.92% 30%

“ ”

2018 2017 36% 2018  
CRM

2018 2018  
1.0 2.0

1

“ ” “ ”

2

1

1 —

5 —



9 — LED

10 —

12 —

	2018				2017			
	54,938,383.59	47,423,878.88	93,297,577.15	819,815,699.84	61,132,719.13	66,198,930.54	84,255,151.91	571,348,239.46
	-25,084,680.81	-50,630,727.84	-28,826,722.14	238,225,177.55	28,095.65	869,341.48	-18,754,205.48	156,993,604.81

	2018		2017		
	1,015,475,539.46	100%	782,935,041.04	100%	29.70%
	827,698,434.30	81.51%	624,679,211.28	79.79%	32.50%
	187,777,105.16	18.49%	158,255,829.76	20.21%	18.65%
	860,161,087.30	84.71%	667,988,463.49	85.32%	28.77%
	88,527,100.97	8.72%	71,279,891.17	9.10%	24.20%
	64,489,445.41	6.35%	42,452,496.12	5.42%	51.91%
	2,297,905.78	0.22%	1,214,190.26	0.16%	89.25%
	340,432,363.71	33.52%	260,764,050.51	33.31%	30.55%

---

	109,047,484.77	10.74%	61,067,764.93	7.80%	78.57%
	261,384,920.84	25.74%	241,029,769.83	30.78%	8.45%
	113,749,427.55	11.20%	110,036,702.00	14.05%	3.37%
	68,535,853.73	6.75%	35,279,803.07	4.51%	94.26%
	88,635,463.48	8.73%	49,602,795.30	6.34%	78.69%
	33,690,025.38	3.32%	25,154,155.40	3.21%	33.93%

**3**

□ √

**4**

□ √

**5**

12 —

	229,880,890.89	45.29%	192,834,365.72	49.87%	37,046,525.17
	248,531,408.52	48.96%	169,657,666.63	43.88%	78,873,741.89
	1,747,924.45	0.34%	1,657,679.96	0.43%	90,244.49
	706,392.38	0.14%	453,193.32	0.12%	253,199.06
	2,408,290.86	0.47%	2,173,998.04	0.56%	234,292.82
	24,383,550.12	4.80%	19,868,551.55	5.14%	4,514,998.57

“ ” 50,000,000.00 2018 12

31

2018 9 7 51% 14% 35%

“ ” 50,000,000.00 2018

12 31

2018 4 30

2018 8 31

“ ” 105.70 84.30

20%

15% 10% 14% 15% 14%

14% 3% 2% 2.8% 3% 2.8% 2.8%

## 7

□ √

## 8

	239,281,019.23
	23.57%
	0.00%

5

1	1	59,177,018.22	5.83%
2	2	58,570,353.53	5.77%
3	3	55,390,823.03	5.46%
4	4	34,112,215.75	3.36%
5	5	32,030,608.70	3.16%
	--	239,281,019.23	23.57%

□ √

	54,161,343.59
	19.56%

	0.00%
--	-------

5

1	1	21,996,000.00	7.95%
2	2	9,291,402.67	3.36%
3	3	8,560,274.92	3.09%
4	4	8,239,800.00	2.98%
5	5	6,073,866.00	2.19%
	--	54,161,343.59	19.56%

□ √

3

	2018	2017		
	122,902,251.41	88,841,325.12	38.34%	
	198,128,103.59	129,049,755.86	53.53%	
	-5,036,294.91	-4,289,646.17	17.41%	
	124,268,188.39	96,167,843.83	29.22%	

4

√ □

	52.20%	53.65%	48.49%
	135,196,616.03	97,301,644.68	80,237,320.32
	13.31%	12.43%	10.71%
	10,928,427.64	1,133,800.85	2,762,983.40
	8.08%	1.17%	3.44%
	9.76%	0.82%	2.26%

□ √

√ □

2018 5 1

2018 12 31

2500

40%

12 —

	10,054,348.67		40%

5

	2018	2017	
	914,082,668.74	812,587,410.92	12.49%
	911,440,679.87	763,873,097.38	19.32%
	2,641,988.87	48,714,313.54	-94.58%
	474,355,976.72	11,708,491.55	3,951.38%
	527,981,077.98	12,689,191.12	4,060.87%
	-53,625,101.26	-980,699.57	-5,368.05%
	214,293,320.00	353,916,009.00	-39.45%
	23,411,592.80		-100.00%
	190,881,727.20	353,916,009.00	-46.07%

	139,898,614.81	401,649,622.97	-65.17%
--	----------------	----------------	---------

√ □

(1) 94.58%

(2) 3951.38%<sup>3</sup> W<sup>3</sup> W p8\$ Ä 5 [(925)13EMC746A1 Tf 0 Tc 0 Tw 20.267 0 Td [<02C8(264 <</MCID04

Â óOó¥R6<sup>3</sup>yž <" +OIä†)àH ... yÇt=F2+X

	147,330,118.60	6.92%	57,771,246.60	3.51%	3.41%	
	17,298,343.82	0.81%	12,331,561.33	0.75%	0.06%	
	2,383,446.98	0.11%			0.11%	
	110,050,000.00	5.17%			5.17%	
	42,344,473.53	1.99%	24,632,467.47	1.50%	0.49%	
	10,054,348.67	0.47%			0.47%	
	184,092,717.94	8.65%	104,937,398.80	6.38%	2.27%	
	114,783,535.27	5.39%	77,231,218.52	4.69%	0.70%	
	26,350,268.36	1.24%	12,786,447.18	0.78%	0.46%	
	238,627,365.99	11.21%	164,317,617.00	9.99%	1.22%	
	19,404,866.52	0.91%	14,171,047.91	0.86%	0.05%	
	15,460,000.00	0.73%	23,040,000.00	1.40%	-0.67%	

2

□ √

3

	3,962,158.40	

1

√ □

--	--	--



2

√ □

			93,000,000.00	62.00%					0.00	-6,798,382.51		2018 02 03	<a href="http://www.cninfo.com.cn/cninfo-new/index">http://www.cninfo.com.cn/cninfo-new/index</a>
			26,900,000.00	53.80%					0.00	0.00			
			26,900,000.00	53.80%					0.00	0.00			
			1,057,000.00	20.00%					0.00	104.79			

			6,174,000.00	30.87%					0.00	-22,599.03			
			30,000,000.00	14.49%					0.00	0.00			

	--	--	201,183,000.00	--	--	--	--	--	0.00	-7,468,413.69	--	--	--

**3** **4** **5** **1** 

2017		20,067.93	1,267.93	20,067.93	0	0	0.00%	0				0	
	--	20,067.93	1,267.93	20,067.93	0	0	0.00%	0	--			0	
2018	12	31	12,679,292.38						200,679,300.00				

**2** 

--	--	--	--	--	--	--	--	--	--	--	--	--




**3**

√

**1**

√

**2**

√

√

10%

		EBPP	5000	374,875,915.	275,157,078.	259,208,224.	146,599,617.	130,145,390.
				81	23	55	33	16

√ □



□ √

B-B-C

“ ”

“ ”

**1**

□    √

√ □


√ □ □

10	0
10	0.81
10	0
	431,720,862
	34,969,389.82
	0.00
	34,969,389.82
	116,955,798.67
	100%



	(	)	2018			133,683,046.76	
	3	—				16,727,248.09	
2018			116,955,798.67			431,720,862	
10		0.81		0	0	34,969,389.82	
2018			29.90%				

3

1.2016

2016

2.2017

416,760,300

10 0.51

2018	34,969,389.82	133,683,046.76	26.16%	0.00	0.00%	34,969,389.82	26.16%
2017	21,254,775.30	139,136,836.46	15.28%	0.00	0.00%	21,254,775.30	15.28%
2016	0.00	122,086,980.58	0.00%	0.00	0.00%	0.00	0.00%

□ √

1

√ □

			"	36	2017	36
			/		08	
			/		01	
	;					

	;		/	/		
	;		15% 24	12 /	13	
	;		15% 3	13 /	18	
	;		6	25% 7 12	36	2017 08 01
	;			2	36	36
	Yue Qi Capital Limited				36	2017 08 01
			3			36

			1			
				12		
			10%	36		
	;		2		2017	
	;				08	12
	;				01	
				3		
				1		
			12			
			25%			
				6		
	;			18	2017	
	;				08	36
	;		12		01	
				2	/	
				"	"	
			6	20		
				6		

			6	/			
			/	/			
			/				
			1				

2

√

√

“ ”

√

“ ”

√

√

2018

2018

2018

[2018]15

(a)

		2017 12 31
		-646,980,421.72
		-24,632,467.47
		671,612,889.19

		2017
		96,167,843.83
		-96,167,843.83

(b)

		2017 12 31
		-638,945,288.60
		-24,280,467.47
		663,225,756.07

		2017
		92,850,278.36
		-92,850,278.36

√ □

(5)

	170
	2
	2

□ √

□ √

□ √

□ √

□ √

□ √

□ √

√ □  
2017

2017 11 2 > 2017 < 2017

>

1

334

1

2

3 /

2

A

3

1,215

40,500

3.0000%

66

37.97

334

1176.03

40,500.00

2.9038%

4

13.03 /

1 2017 10 17

<

2017

>

<

2017

>



	416,760,300	1%	
	162		276
	4		30.9603
160	385.80		41,673.6300 0.93%
19			18,809 308
	12,484,000		416,736,300 2.996%
4			
	8.23 /		16.45 /

1 2018 8 (45)TJ2.990(45)HJ 0(ET0 TWT<07T3>Uj-1THP0<14A4>Tj0/6C20 40226E5C8DC2E32\_1005C3Bd6D5C72BB0340268B970T64B5



**1**

√ □



31.13    100.00  
          %    50

|

**3**

√ □

				5000	285.48	233.89	-216.11

**4**

□ √

**5**

□ √

**1****1**

□ √

**2**

□ √



17.			90 B 1101	2019.01.01-2020.12.31	970.00	
-----	--	--	--------------	-----------------------	--------	--

18.

1

10%

10%

**2**

**3**

**1**

		46,574	0	0
		46,574	0	0

			3,400		2018 01 09	2018 04 02	155 22		5.30%	40.98	40.98					
			3,400		2018 04 25	2018 06 25	92060		4.80%	27.01	27.01					
			3,100		2018	2018			5.30%	37.36	37.36					

					01	04	155												
					09	02	22												

		2018	2018																
				04	06			4.80%	24.98	24.98									
3,200		25	25			92060													

					12 19	01 15	-									
			18,740		2018 01 09	2018 04 12	-2000		5.10%	246.14	246.14					
							18038 -G									

2018  
02  
12  
13,340





			5,000		2018 08 24	2018 11 22			4.10%	50.55	50.55						
			5,000		2018 11 24	2018 12 27			3.70%	17.23	17.23						
			140,74														
			8														

2

1

2018 4

2

3

		/
	——	——
	——	——
1.	——	——
2.	——	——
3.	——	——
4.		
5.	——	——
6.	——	——
7.	——	——
8.	——	——
9.	——	——
	——	——

4

3

□ √

□ √



116,865,360					
2018 10 22			2018-089		416,736,300
2018 11 23			2018-105		429,220,300
2018 12 25	2017				2018-115
	2,347,260				
√ □					
1 2018 7 2					
	24,000		12.979 /		2018
2 2018 12 14					2017
	332	2,347,260		429,220,300	0.55%
	2018 12 25				
3 2018 8 17			<		2018
	>	2018 9 3	2018		2018
9 3					
	2018 9 28				2018
		2018 10 15	2018		
2018			2018 10 26	2018	
		2018			
√ □					
1 2017					
2 2018					
		19			18,809
	308	12,484,000		416,736,300	2.996%
			2018		
□ √					
□ √					
√ □					
			2018 12 31		2017 12 31
416,760,300	14,960,562				

[Redacted]

[Redacted]

[Redacted]

[Redacted]

[Redacted]

[Redacted]

[Redacted]

						40%
2018	0	0	12,484,000	12,484,000	2018	2019 11 25 20% 2020 11 23 40% 2021 11 23 40%
	371,760,300	119,236,620	12,484,000	273,094,360	--	--

**1**√ 

		8.23	12,484,000	2018 11 23		

2018

12,484,000

2018 11 23

2018

**2**√ 

“ ”

**3** √**1**

	13,714		14,247		0		0
				9		9	
		5%	10				
Yue Qi Capital Limited		23.32%	100,096,560		100,096,560	0	
		19.63%	84,268,440		84,268,440	0	57,215,000
		12.56%	53,910,000		53,910,000	0	
		8.39%	36,000,000		36,000,000	0	
		7.87%	33,760,080		33,760,080	0	27,952,300
		4.01%	17,226,205	-1,642,475	17,226,205	0	
		2.20%	9,430,560	0	9,430,560	0	
		1.90%	8,143,560	0	8,143,560	0	7,000,000
		1.88%	8,086,680	0	8,086,680	0	
		1.73%	7,435,440	0	7,435,440	0	
10	4						





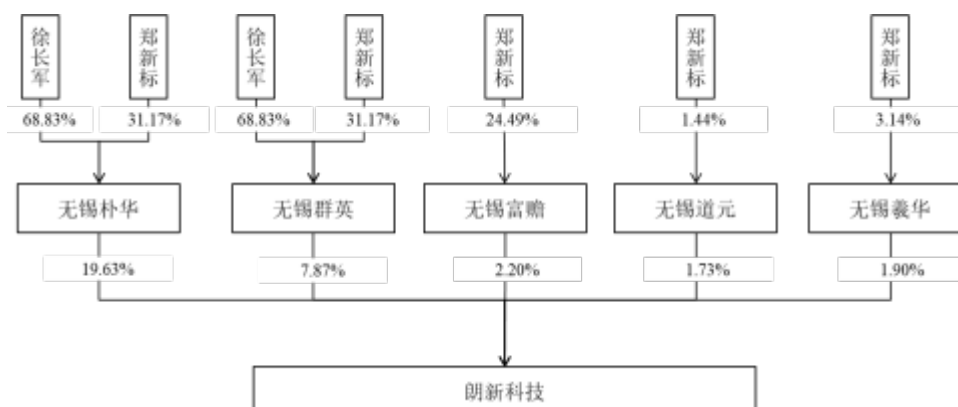
		2012 11 12	913202000586011166	
		2012 12 17	91320200058688039C	

□ √

3

10			

□ √



□ √

**4**                    **10%**

√      □

	/			
Yue Qi Capital Limited		2012 10 10	9,434,801	
		2013 01 25	4,890,000,000	

**5**

□      √

□ √

					2013	2019					
					55 12 13	12 12	0	0	0	0	0
					2018	2019					
					57 04 26	12 12	250,000				

					10 12	12 12						
				57	2013 12 13	2018 03 09	250,000	0	0	100,000	350,000	
				47	2013 12 13	2019 12 12	250,000	0	0	0	250,000	
				50	2016 12 26	2019 12 12	180,000	0	0	200,000	380,000	
				36	2013 12 13	2018 07 02	0	0	0	0	0	
				55	2018 07 02	2019 12 12	0	0	0	0	0	
				54	2017 12 21	2019 12 12	0	0	0	0	0	
				43	2016 12 14	2019 12 12	0	0	0	0	0	
	--	--	--	--	--	--	1,180,000	0	0	2,050,000	2,980,000	

19.49% 9.1406% 0.5564%

0.4627% 0.0746% 0.0995%

√ □

			2018 06 27	
			2018 07 02	

---

	1989	1996		1996	2007		2010	2013
		2013	12					
2.				1962	1982		1982	1986
		1986	2001		2001	2016	2016	10
					2017	5		2017
3.				1963			1987	1996
			1996	2008			2009	2010
	2010	2013			2013	12		
4.				1973		MBA	1998	2010
							2011	
	2013	7						
5.				1962		1995	IDG	
			2009	2012			2013	2016
								IDG
6.				2.4	.6	C2_0	1	Tf
3.7	2			6	.52	0	Tw	[<14A4082A2B4F02C82E850F<2B67023E17B601<1D471BE602C
	0		1	6				









---

			56		103.78	

	604
	2,249
	2,249
	2
	0
	161
	1,926
	28
	134
	2,249
	3
	115
	1,693
	406
	32
	2,249

2

“ ” “ ”

12 —  
22,988.089 45.11% 2018 12 31  
55 2.45% 36 2.01%  
5.08% 4.31%

3

2018

“ ”

/

4

□ √

1

10%

2

3

10

4

4

3

1

5



[http://www.cninfo.com  
.cn/cninfo-new/index](http://www.cninfo.com.cn/cninfo-new/index)

[http://www.cninfo.com  
.cn/cninfo-new/index](http://www.cninfo.com.cn/cninfo-new/index)

<http://www.cninfo.com>

1




2019 2018 2018 2018  
 2017 2018 2018

□ √

**1**

□ √

**2**

	2019 04 01			
	<a href="http://www.cninfo.com.cn/cninfo-new/index">http://www.cninfo.com.cn/cninfo-new/index</a>			
				100.00%
				100.00%
	1	2	1	2
		3		
	4			5
	5			
		6		

	5%	5%
	30%	30%
	30%	30%
		0
		0
		0
		0



	2019 03 29
	(2019) 10061

(2019) 10061

2018

“ ”

2018 12 31

2018

2018 12 31

“ ”

<p>” (23)“ ” (27)“</p> <p>2018 8.60</p> <p>84.71%</p>	

<p>” (22)“ ” (41)“</p> <p>2018 /</p> <p>“ ” A</p>	



• 2019 3 29		<hr/> <hr/>
----------------	--	-------------

1

2018 12 31

	856,264,678.49	716,415,509.71
	892,518,738.92	671,612,889.19
	42,344,473.53	24,632,467.47
	850,174,265.39	646,980,421.72
	20,993,488.47	21,198,242.04
	37,105,278.47	36,763,629.45



	147,330,118.60	57,771,246.60
	17,298,343.82	12,331,561.33
	2,383,446.98	
	6,989,255.62	8,692,509.57
	10,054,348.67	
	31,404,852.49	31,404,852.49
	5,370,992.21	6,867,353.43
	9,274,303.48	7,781,912.27
	230,105,661.87	124,849,435.69
	2,128,455,317.84	1,645,026,121.93
	110,050,000.00	
	184,092,717.94	104,937,398.80
	64,084,068.11	77,242,230.63
	114,783,535.27	77,231,218.52
	26,350,268.36	12,786,447.18
	238,627,365.99	164,317,617.00
	170,453.59	

	19,404,866.52	14,171,047.91
	757,392,822.19	450,685,960.04
	15,460,000.00	23,040,000.00
	232,500.00	290,625.00
	15,692,500.00	23,330,625.00
	773,085,322.19	474,016,585.04
	429,220,300.00	416,760,300.00
	600,759,686.63	452,221,187.29
	224,603,670.16	153,236,709.00
	77,272,995.53	60,545,747.44
	477,687,985.93	381,986,961.71
	1,360,337,297.93	1,158,277,487.44
	-4,967,302.28	12,732,049.45

---

	1,355,369,995.65	1,171,009,536.89
	2,128,455,317.84	1,645,026,121.93

---

	6,978,922.19	6,740,676.18
	23,528,884.61	8,520,081.59
	4,325,401.00	5,105,937.97
	9,274,303.48	7,143,139.04

	13,192,500.00	20,540,000.00
	775,166,014.11	470,511,989.99
	429,220,300.00	416,760,300.00
	602,386,046.83	451,330,201.35
	224,603,670.16	153,236,709.00
	77,272,995.53	60,545,747.44
	566,561,194.38	438,618,742.63
	1,450,836,866.58	

	5,808,056.72	4,924,814.04
	122,902,251.41	88,841,325.12
	198,128,103.59	129,049,755.86
	124,268,188.39	96,167,843.83
	-5,036,294.91	-4,289,646.17
	2,015,775.94	
	7,204,705.84	4,422,212.13
	16,536,177.06	2,621,802.95
	24,614,501.02	32,694,932.24
“ ”	58,033,852.02	38,183,284.52
	49,724,400.30	36,134,422.97
“ ”		
“ ”		
“ ”	-38,405.49	-28,040.09
“ ”	125,522,641.75	148,609,676.60
	1,083,427.83	207,804.23
	1,306,362.34	357,053.93
“ ”	125,299,707.24	148,460,426.90
	13,333,358.35	10,359,213.47
“ ”	111,966,348.89	138,101,213.43
“ ”	111,966,348.89	138,101,213.43
“ ”		
	133,683,046.76	139,136,836.46
	-21,716,697.87	-1,035,623.03

1.		
2.		
1.		
2.		
3.		
4.		
5.		
6.		
	111,966,348.89	138,101,213.43
	133,683,046.76	139,136,836.46
	-21,716,697.87	-1,035,623.03
	0.3295	0.3710
	0.3290	0.3710

## 4

	1,001,126,942.53	774,475,927.52
	521,198,380.47	388,822,716.22
	5,686,467.78	4,785,071.06
	105,672,526.96	87,572,979.22

	153,105,034.85	118,680,009.12
	108,052,695.08	92,850,278.36
	-5,984,951.78	-3,222,592.71
	2,015,775.94	0.00
	8,133,957.45	3,352,407.00
	14,847,580.26	3,147,910.48
	24,483,501.02	32,622,599.22
“ ”	57,204,050.37	38,688,312.86
	49,758,772.35	36,134,422.97
“ ”		
“ ”	-38,405.49	17,700.00
“ ”	180,198,354.81	153,168,167.85
	1,064,508.54	207,414.56
	1,306,362.34	356,168.99
“ ”	179,956,501.01	153,019,413.42
	12,684,020.07	10,202,028.50
“ ”	167,272,480.94	142,817,384.92
“ ”	167,272,480.94	142,817,384.92
“ ”		
1.		
2.		
1.		





	440,144,974.26	347,379,285.60
	66,732,965.35	46,404,592.61
	157,263,696.38	152,945,851.87
	911,440,679.87	763,873,097.38
	2,641,988.87	48,714,313.54
	465,740,000.00	9,610,000.00
	8,309,451.72	2,048,861.55
	306,525.00	49,630.00
	474,355,976.72	11,708,491.55
	24,291,077.98	9,902,775.77
	503,690,000.00	4.00
		2,786,411.35
	527,981,077.98	12,689,191.12
	-53,625,101.26	-980,699.57
	104,243,320.00	353,916,009.00
	1,500,000.00	
	110,050,000.00	

	214,293,320.00	353,916,009.00
	311,496.00	
	23,100,096.80	
	23,411,592.80	
	190,881,727.20	353,916,009.00
	139,898,614.81	401,649,622.97
	712,401,770.71	310,752,147.74
	852,300,385.52	712,401,770.71

## 6

	835,057,370.31	738,589,445.05
	6,764,101.02	3,267,224.22
	53,899,739.49	73,693,724.89
	895,721,210.82	815,550,394.16
	258,264,679.26	215,491,448.26
	362,588,069.02	342,056,441.97
	66,021,571.65	44,690,442.37
	137,441,543.66	168,540,123.19
	824,315,863.59	770,778,455.79
	71,405,347.23	44,771,938.37
	437,506,083.49	19,610,000.00
	7,445,278.02	2,048,861.55

	303,445.00	119,534.22
	10,100,000.00	
	455,354,806.51	21,778,395.77
	12,787,446.14	6,795,256.88
	469,296,999.00	
		25,010,100.00
	81,600,000.00	
	563,684,445.14	31,805,356.88
	-108,329,638.63	-10,026,961.11
	102,743,320.00	353,916,009.00
	110,050,000.00	
	212,793,320.00	353,916,009.00
	311,496.00	
	23,100,096.80	
	23,411,592.80	
	189,381,727.20	353,916,009.00
	152,457,435.80	388,660,986.26
	644,221,630.45	255,560,644.19
	796,679,066.25	644,221,630.45



									248.09		248.09			
2													0.00	
3						-599,77					-21,254,		-20,654,	
						5.30					774.45		999.15	
4														
1														
2														
3														
4														
5														
1														
2														
	429,22					600,759	224,603				77,272,	477,687	-4,967,3	1,355,3
	0,300.					,686.63	,670.16				995.53	,985.93	02.28	69,995.
	00													65

	360,00					146,209					46,264,	257,131	0.00	809,604
	0,000.					,029.40					008.94	,863.75		,902.09
	00													

	360,000,000	0.00	0.00	0.00	146,209,029.40	0.00	0.00	0.00	46,264,008.94	0.00	257,131,863.75	0.00	809,604,902.09
“ ”	56,760,300.00	0.00	0.00	0.00	306,012,157.89	153,236,709.00	0.00	0.00	14,281,738.50	0.00	124,855,097.96	12,732,049.45	361,404,634.80
											139,136,836.46	-1,035,623.03	138,101,213.43
	56,760,300.00	0.00	0.00	0.00	306,012,157.89	153,236,709.00	0.00	0.00	0.00	0.00	0.00	13,767,672.48	223,303,421.37
1	56,760,300.00												

3													
4													
5													
1													
2													
	416,760,300.00	0.00	0.00	0.00	452,221,187.29	153,236,709.00	0.00	0.00	60,545,747.44	0.00	381,986,961.71	12,732,049.45	1,171,009,536.89

8

	416,760,300.00				451,330,201.35	153,236,709.00			60,545,747.44	438,618,742.63	1,214,018,282.42		
	416,760,300.00	0.00	0.00	0.00	451,330,201.35	153,236,709.00	0.00	0.00	60,545,747.44	438,618,742.63	1,214,018,282.42		
“ ”	12,460,000.00	0.00	0.00	0.00	151,055,845.48	71,366,961.16	0.00	0.00	16,727,248.09	127,942,451.75	236,818,584.16		
										167,272,480.94	167,272,480.94		
	12,460,000.00	0.00	0.00	0.00	151,055,845.48	71,966,736.46	0.00	0.00	0.00	0.00	91,549,109.02		



1	12,484,000.00				90,259,320.00	102,743,320.00					0.00
2											0.00
3					61,084,021.48	-30,465,087.54					

	360,000, 000.00				146,209,0 29.40				46,264,00 8.94	310,083 ,096.21	862,556,1 34.55
											0.00
											0.00
											0.00
	360,000, 000.00	0.00	0.00	0.00	146,209,0 29.40	0.00	0.00	0.00	46,264,00 8.94	310,083 ,096.21	862,556,1 34.55
“ ”	56,760,3 00.00	0.00	0.00	0.00	305,121,1 71.95	153,236,7 09.00	0.00	0.00	14,281,73 8.50	128,535 ,646.42	351,462,1 47.87

---

3												
4												



1

“ ” 2006 2 15 — 15 —

2

12

(12)

(21)

(32)

(28)

(11)

1

2018  
2018

2018 12 31

2

1 1 12 31

3

12

4

5

1

a

b

c

(2)

a

b

c

d

e

8 —

8 —

**8**

**9**

1

2

10

1

a

•

•

•

12

•

12

12

12

12

12

b

c

50%

20%

20%

50%

50%



d

(1)

(3)

(2)

2

3

**11****1**

	100

--	--

**2**


√ □

0-1	0-1%	0-1%
1 2	10.00%	10.00%
2 3	20.00%	20.00%
3 4	50.00%	50.00%
4 5	70.00%	70.00%
5	100.00%	100.00%

□ √

□ √

**3**


**12**

1

2

3

(22) .

4

5

**13**

**14**

1

2

3

4

22)

(

15

16

1

2

		8	0%	12.50%
		3-5	0%	20.00% 33.33%
		3	0%	33.33%
		20	0%	5%

3

(22)

4

3

2

3

5

1

4

17

(22)

18

19

20

21

1

	8	0%	12.50%
	5	0%	20.00%

(22)

2

- 
- 
- 
- 
- 

22

23

24

1

2

3

4

25


26

“ ” “ ”

27



28



29

30 /

•

•

31

1

2

32

1

2

3

4

33

1

√ □

2018 2018 [2018]15 2018	2018 10 26	

(a)

		2017 12 31
		-646,980,421.72
		-24,632,467.47
		671,612,889.19

		2017
		96,167,843.83
		-96,167,843.83

(b)

		2017 12 31
		-638,945,288.60
		-24,280,467.47
		663,225,756.07

		2017
		92,850,278.36
		-92,850,278.36

**2**

□ √

**34****1**

		17% 16% 6%
		7%

		10%	20%	25%
		3%		
		2%		

	10%
	20%
	25%

**2**

(a) [2016]49 “49 ”

2012 27

2015 76

2018 49

10%

2018

22,309,964.27

(b) “ ”

100 100

2018

50%

20%

(c) 6% 17%

2011 10 13

[2011]100

17%

3%

6,764,101.02

12 —

**3**

[2018]32

2018 5 1

17%

16%

2018 5 1

17%

16%

**1**

--	--	--

	136.10	129.57
	852,302,383.99	712,401,641.14
	3,962,158.40	4,013,739.00
	856,264,678.49	716,415,509.71
	136.10	129.57

2018 12 31                    3,962,158.40  
2017 12 31    4,013,739.00

**2**

--	--	--

**3**

   √

**4**

	42,344,473.53	24,632,467.47
	850,174,265.39	646,980,421.72
	892,518,738.92	671,612,889.19

**1**

1)

	42,344,473.53	24,632,467.47
	42,344,473.53	24,632,467.47

2)

--	--

3)



4)



D4F1D5B0796216E48014E042A8E56072Spad&MID=29>>BDC 3TT0 1 Tf ( )Tj EMC /Span <</MC17 >>BDC 3C2\_0 1 Tf 3.507 0 T

□ √

12 —

2)

13,403,013.99

0

--	--	--

3)

	2,822,320.00

--	--	--	--	--	--

4)

2018 12 31			
	215,415,222.94	11,483,691.35	24.21%

5)

6)

5

1

1	17,830,474.46	84.93%	21,198,242.04 100.00%



1	2	3,163,014.01	15.07%		
		20,993,488.47	--	21,198,242.04	--

1

2018 12 31 3,807,634.31 2017 12 31 0.00

201820184 >>BDC BT 0.007 Tc - re f 534.96S4 > SCNf 0935 w-0.007 Tw [(2749rT /)Tj MCID /7

( )				
-----	--	--	--	--

## 3

1)

	37,538,256.55	100.00%	432,978.08	1.15%	37,105,278.47	38,992,998.86	100.00%	2,229,369.41	5.72%	36,763,629.45
	37,538,256.55	100.00%	432,978.08	1.15%	37,105,278.47	38,992,998.86	100.00%	2,229,369.41	5.72%	36,763,629.45

□ √

√ □

--	--	--	--

□ √

2)

3,080,217.19

0

--	--	--

3)

	4,876,608.52

		4,856,608.52			
	--	4,856,608.52	--	--	--

4)

		32,499,984.53	31,128,646.24
		132,800.00	4,989,408.52

		955,000.00		2.54%	9,550.00
	--	9,660,181.92	--	25.73%	96,601.82

6)

--	--	--	--	--	--

7)

8)

7

1

	77,924,917.07	364,211.50	77,560,705.57	61,304,198.12	311,265.62	60,992,932.50
	12,975,139.05		12,975,139.05	12,302,627.83		12,302,627.83
	90,900,056.12	364,211.50	90,535,844.62	73,606,825.95	311,265.62	73,295,560.33

4 —

1 —

5 —

11 —

2


	311,265.62	52,945.88				364,211.50
	311,265.62	52,945.88				364,211.50

3

4

--	--

8

--	--	--	--	--

9

--	--	--

10

	931,627.00	890,783.83
		71.69
	931,627.00	890,855.52

11

1


2

--	--	--	--	--	--	--

3


4

--	--	--	--	--	--	--	--	--	--

5

--	--	--	--	--	--	--	--	--	--

12

1


2

--	--	--	--	--

3

13

1


2

3

14



(iii)											
		1,500,000		-648,343.						851,656.3	
(iv)		.00		64						6	
		4.00							-1.00	3.00	
		57,771,24	33,950,00	49,722,90	0.00	1,884,472	0.00	0.00	-1.00	143,328,6	
		6.60	0.00	0.86		.70				19.16	
“		4,000,000		1,499.44						4,001,499	
” (v)		.00								.44	
		4,000,000		1,499.44						4,001,499	
		.00								.44	



(v)		“ ”		
	2016 5 11		12,000,000.00	11,000,000.00
2018 3 12			4,000,000.00	
	25%			

3

**15****1**

□ √

**2**

□ √

**3**

--	--	--

**16**

	17,298,343.82	12,331,561.33
	17,298,343.82	12,331,561.33

**1**

1.	642,118.00	19,142,738.72	5,035,501.29	6,774,994.63	31,595,352.64
2.					
1	238,700.00	8,757,249.76	710,746.66		9,706,696.42
2					

3					
3.					
1	529,318.00	2,332,532.07	50,505.37		2,912,355.44
4.	351,500.00	25,567,456.41	5,695,742.58	6,774,994.63	38,389,693.62
1.	112,195.48	14,925,912.79	3,952,736.32	272,946.72	19,263,791.31
2.					
1	104,528.86	3,067,468.42	793,139.71	338,749.92	4,303,886.91
3.					
1	180,567.68	2,245,255.37	50,505.37		2,476,328.42
4.	36,156.66	15,748,125.84	4,695,370.66	611,696.64	21,091,349.80
1.					
2.					
1					
3.					
1					
4.					
1.	315,343.34	9,819,330.57	1,000,371.92	6,163,297.99	17,298,343.82
2.	529,922.52	4,216,825.93	1,082,764.97	6,502,047.91	12,331,561.33

--	--	--	--	--	--

3

--	--	--	--	--

4

--	--

5

--	--	--

2018			4,303,886.91	2017	3,534,294.14		
			1,747,924.45	153,270.16	1,383,163.09	880,209.66	2017 1,473,372.04
	102,743.00	616,361.63	1,341,817.47				
2018	12	31					
2018	12	31					
2018	12	31					

6

--	--	--

17

		2,383,446.98
		2,383,446.98

**1**

	2,383,446.98		2,383,446.98			
	2,383,446.98		2,383,446.98			

**2**

--	--	--	--	--	--	--	--	--	--	--	--	--	--

**3**

--	--	--

**4**


**18****1** √**2** √

19

□ √

20

1

5 —

1.				3,100,000.00	42,818,965.77	11,734,078.33	57,653,044.10
2.							
1					445,378.86		445,378.86
2						874,078.97	874,078.97
3							
3.							
1							
4.				3,100,000.00	43,264,344.63	12,608,157.30	58,972,501.93
1.				1,162,500.00	41,910,855.20	5,887,179.33	48,960,534.53
2.							
1				387,500.04	308,297.52	2,326,914.22	3,022,711.78

3.							
1							
4.				1,550,000.04	42,219,152.72	8,214,093.55	51,983,246.31
1.							
2.							
1							
3.							
1							
4.							
1.				1,549,999.96	1,045,191.91	4,394,063.75	6,989,255.62
2.				1,937,500.00	908,110.57	5,846,899.00	8,692,509.57

62.87%

2

--	--	--

21

		10,054,348.67					10,054,348.67
		10,054,348.67					10,054,348.67

1 2018 5 1

2

3 2018 12 31

2500

40%

22

1

(a)	8,520,081.59				8,520,081.59
(b)	15,008,803.02			15,008,803.02	
(c)	7,875,967.88				7,875,967.88
(b)			15,008,803.02		15,008,803.02
	31,404,852.49		15,008,803.02	15,008,803.02	31,404,852.49

2

--	--	--	--	--

	2018 12 31	2017 12 31
	8,520,081.59	8,520,081.59
		15,008,803.02
	7,875,967.88	7,875,967.88

	15,008,803.02	
	31,404,852.49	31,404,852.49

	2018 12 31		
	12%	3-10%	15%-25%
	41%%	59%	29%-41%
( )	13.32%	13.26%	17.34%

2018 1212 12

“



24

/

1

	37,788,886.17	3,778,888.62	31,727,741.00	2,946,982.66
	638,488.01	63,848.80	616,514.86	61,651.49
	17,406,652.17	1,740,665.22	8,065,945.00	806,594.50
	2,995,957.39	299,595.74	4,911,373.16	491,137.32
	12,960,000.00	1,296,000.00	23,040,000.00	2,679,000.00
	20,953,050.94	2,095,305.10	7,965,462.95	796,546.30
	92,743,034.68	9,274,303.48	76,327,036.97	7,781,912.27

2

	1,550,000.00	232,500.00	1,937,500.00	290,625.00
	1,550,000.00	232,500.00	1,937,500.00	290,625.00

3

		9,274,303.48		7,781,912.27
		232,500.00		290,625.00

4

		4,028,810.45	2,340,553.65

	86,395,611.03	33,188,035.07
	90,424,421.48	35,528,588.72

## 5

2019	18,910,613.58	18,910,613.58	
2020	6,370,131.52	6,370,131.52	
2021	3,044,879.61	3,044,879.61	
2022	4,862,410.36	4,862,410.36	
2023	53,207,575.96		
	86,395,611.03	33,188,035.07	--

## 25

--	--	--

## 26

## 1

	110,050,000.00	
	110,050,000.00	

2018 12 31

5.0025% 5.4625%

## 2

--	--	--	--

27

--	--	--

28

□ √

29

	184,092,717.94	104,937,398.80
	184,092,717.94	104,937,398.80

1

--	--	--

2

	161,861,104.17	96,211,143.68
	4,409,055.86	1,624,026.40
	17,822,557.91	7,102,228.72
	184,092,717.94	104,937,398.80

3

1

	31,304,566.55	
	31,304,566.55	--



---

3	1,572,621.11	21,361,536.92	21,874,823.14
---	--------------	---------------	---------------

	238,456,912.40	164,317,617.00
	238,627,365.99	164,317,617.00

**1**

	170,453.59	
	170,453.59	

--	--	--

**2**

1)

(47)	224,603,670.16	153,236,709.00
	7,904,882.87	6,896,544.44
	4,527,175.47	3,428,086.27
	1,421,183.90	756,277.29
	238,456,912.40	164,317,617.00

2) 1

	121,860,350.16	
	121,860,350.16	--

**34**

--	--	--

35

--	--	--

36

	18,766,378.51	13,554,533.05
	638,488.01	616,514.86
	19,404,866.52	14,171,047.91

--	--	--	--	--	--	--	--	--	--	--	--

(28)

“ ”

37

1

--	--	--

38

1

--	--	--

---

2

3

4




2

--	--	--

--	--	--

--	--	--

41

--	--	--	--

42

	23,040,000.00	1,820,000.00	9,400,000.00	15,460,000.00	
	23,040,000.00	1,820,000.00	9,400,000.00	15,460,000.00	--

								/
2014	11,000,000.00						11,000,000.00	
	140,000.00	1,820,000.00					1,960,000.00	

2015	5,000,000.00			5,000,000.00				
2015	1,500,000.00			1,500,000.00				
	500,000.00			500,000.00				
2016	1,500,000.00			1,500,000.00				
	2,500,000.00						2,500,000.00	
2017	900,000.00			900,000.00				

43

--	--	--

44

		+ —					
	416,760,300.00	12,484,000.00			-24,000.00	12,460,000.00	429,220,300.00

(a) 2018 9 11

2

24,000.00

12.979 / 311,496.00 24,000.00 287,496.00  
2018 9 19 (2018) 0638

(b) (40) 2018 11 7  
102,743,320.00 12,484,000.00 90,259,320.00  
2018 11 13  
(2018) 0723

45

1

2


46

	444,255,724.34	111,942,177.60		556,197,901.94
	7,965,462.95	58,566,675.34	21,970,353.60	44,561,784.69
	452,221,187.29	170,508,852.94	21,970,353.60	600,759,686.63

(44)(a)(b) 2018 102,743,320.00  
12,484,000.00 90,259,320.00 2  
24,000.00 24,000.00 287,496.00 20% -  
- 21,970,353.60

2018 59,427,641.23  
56,910,295.09 2,517,346.14 1,656,380.25

47

	153,236,709.00	102,743,320.00	31,376,358.84	224,603,670.16
	153,236,709.00	102,743,320.00	31,376,358.84	224,603,670.16

2018 4 20

599,775.30

2017 11 6

2

= "%O À |Q• Â £NB"p³gÂT>À 8

## 51

	381,986,961.71	257,131,863.75
	381,986,961.71	257,131,863.75
	133,683,046.76	139,136,836.46
	16,727,248.09	14,281,738.50
	21,254,774.45	
	477,687,985.93	381,986,961.71

- 1)
- 2)
- 3)
- 4)
- 5)

## 52

	1,013,177,633.68	507,658,457.22	781,720,850.78	386,645,455.22
	2,297,905.78	2,297,905.78	1,214,190.26	1,214,190.26
	1,015,475,539.46	509,956,363.00	782,935,041.04	387,859,645.48

## 53

	3,198,975.54	2,635,432.16
	1,370,989.53	1,129,470.92
	324,098.65	406,930.32
	913,993.00	752,980.64
	5,808,056.72	4,924,814.04

54

	65,941,153.74	42,048,485.23
	6,319,481.90	4,023,287.66
	32,726,093.57	24,653,398.95
	1,626,997.36	1,450,408.52
	15,069,654.55	16,351,692.80
	1,218,870.29	314,051.96
	122,902,251.41	88,841,325.12

55

	114,039,940.35	71,073,589.58
	20,639,902.72	17,848,669.92
	7,406,848.04	13,613,597.87
	8,518,437.02	6,989,567.22
	34,225,951.27	7,770,428.85
	10,173,290.21	8,057,376.25
	2,232,831.86	1,553,225.96
	890,902.12	2,143,300.21
	198,128,103.59	129,049,755.86

56

	111,669,855.49	82,021,844.12
	1,860,275.05	2,101,581.07
	7,688,904.93	6,599,513.49
	687,940.01	1,341,817.47
	231,200.00	153,993.98



2018	1,000,000.00	
2017	900,000.00	
2017	830,000.00	
2018	592,000.00	
	232,000.00	
	3,000,000.00	
	5,500,000.00	500,000.00
	643,700.00	1,323,000.00
	526,900.00	
	363,300.00	225,787.00
	24,614,501.02	32,694,932.24

## 60

	49,724,400.30	36,134,422.97
	8,309,451.72	2,048,861.55
	58,033,852.02	38,183,284.52

## 61

--	--	--

## 62

	-38,405.49	-28,040.09



63

	1,010,000.00	200,000.00	1,010,000.00
	73,427.83	7,804.23	73,427.83
	1,083,427.83	207,804.23	

								/
2018						1,000,000.00		
2017						10,000.00		

64

	1,125,000.00		1,125,000.00
	181,162.34	355,941.09	181,162.34
	200.00	1,112.84	200.00
	1,306,362.34	357,053.93	

65

1

	14,883,874.56	9,671,598.83
	-1,550,516.21	687,614.64
	13,333,358.35	10,359,213.47

2

		125,299,707.24
/		31,324,926.81
		-4,967,284.22
		8,979,547.18
		13,720,059.56
		-28,298,426.26
		-7,689,811.73
		8,892.70
		13,333,358.35

66

67

1

	11,280,400.00	27,880,187.00
	7,204,705.84	4,422,212.13
	35,798,397.10	22,059,986.85

	54,283,502.94	54,362,385.98
--	---------------	---------------

2

	47,875,605.35	45,316,724.69
	19,522,735.72	19,090,352.72
	36,969,615.90	27,818,510.89
	13,505,803.67	9,518,485.92
	15,069,654.55	9,947,418.33
	5,814,745.30	9,311,036.01
	17,080,737.90	27,235,546.85
	1,424,797.99	4,707,776.46
	157,263,696.38	152,945,851.87

3

--	--	--

4

--	--	--

5

--	--	--

6

--	--	--

68

1

1	--	--
	111,966,348.89	138,101,213.43
	16,536,177.06	2,621,802.95
	4,303,886.91	3,534,294.14
	3,022,711.78	8,882,095.24
	2,679,800.11	2,877,875.06
“ ”	10,289.74	28,040.09
“ ”	2,015,775.94	
“ ”	-58,033,852.02	-38,183,284.52
“ ”	-1,492,391.21	745,739.47
“ ”	-58,125.00	-58,125.00
“ ”	-17,293,230.17	9,446,699.34
“ ”	-257,596,410.31	-51,987,677.81
“ ”	146,553,365.92	-35,259,821.80
	50,027,641.23	7,965,462.95
	2,641,988.87	48,714,313.54
2	--	--
3	--	--
	852,300,385.52	712,401,770.71
	712,401,770.71	310,752,147.74
	139,898,614.81	401,649,622.97

2

	--
	--
	--

3

	--
	--
	--

4

	852,300,385.52	712,401,770.71
	136.10	129.57
	852,300,249.42	712,401,641.14
	852,300,385.52	712,401,770.71

69

“ ”

70

71

1

	--	--	
	19.83	6.86	136.10
	--	--	
	--	--	

2

□ √

72

73

1

--	--	--	--


2

□ √


74

1


1



2



3



4


□ √

5


6

2


1



2




3



3

4

√ □





---

--	--	--	--	--	--	--	--	--	--	--

6

1

1

				100.00%		
				100.00%		

100.00%

“ ” 105.70 84.30  
20%

## 2

“ ”	37.00%	-1,578,679.76		1,813,164.94
“ ”	49.00%	-3,124,790.15		1,074,225.26
“ ”	46.20%	-3,971,523.60		-2,148,731.91
“ ”	37.00%	-8,737,005.75		-6,819,549.32
” “	38.00%	-4,303,463.35		-2,270,175.99
” “	80.00%	-1,235.26		3,383,764.74

## 3

	19,815,4	11,995,0	31,810,5	-19,866,	-2,500,0	-22,366,	13,385,0	8,842,83	22,227,9	-7,927,0	-2,500,0	-10,427,
	24.80	78.02	02.82	331.63	00.00	331.63	92.07	0.68	22.75	21.18	00.00	021.18

	22.37	1.44	03.81	634.95		634.95	8.29	1	0.40			
	1,858,763.52	10,521,801.52	12,380,565.04	-17,127,207.92		-17,127,207.92						
	1,057,868.53	-1,549,316.61	-491,448.08	-502,000.00		-502,000.00		3,340,456.57	3,340,456.57			

	17,272,236.90	-3,910,538.24	-3,910,538.24	-8,506,325.64	8,190,956.97	698,517.31	698,517.31	161,929.66	
	9,211,765.90	-6,377,122.74	-6,377,122.74	-4,418,580.02	3,978,241.92	-1,810,902.28	-1,810,902.28	-4,820,744.96	
	24,222,806.35	-8,081,668.42	-8,081,668.42	-9,446,366.65	619,811.32	-796,382.93	-796,382.93	-646,227.46	
	29,826,155.04	-22,681,972.51	-22,681,972.51	-36,285,482.74		-523,499.60	-523,499.60	-1,146,650.91	
	274,297.13	-11,101,845.86	-11,101,845.86	-4,692,776.24					
		-1,130.47	-1,130.47						

4

5

2

1

2

--	--

3

1

-						
			EBPP	40.00%		
					30.87%	
				30.00%		
				14.49%		
-						
					13.45%	

20%

20%

2

	/				/
	372,120,170.52	1,335,702.83	2,769,607.53		172,582,693.65
	136,144,517.07	1,283,250.79	2,479,947.32		39,158,624.77
	2,755,745.29	10,918,023.59	85,191.22		488,736.08

---

	374,875,915.81	12,253,726.42	2,854,798.75		173,071,429.73
	99,718,837.58	7,326,933.50	515,944.22		28,143,323.22
					500,000.00
	99,718,837.58	7,326,933.50	515,944.22		28,643,323.22
	275,157,078.23	4,926,792.92	2,338,854.53		144,428,106.51

( 14 )

	/	/
	--	--
	--	--
	--	--
	--	--

(i)

5

6

--	--	--	--

7

**6**

1.

a.

b.

2.

3.

**1**

	--	--	--	--
	--	--	--	--



2

3

4

5

6

7

8

9

1

YUE QI CAPITAL LIMITED			9,434,801	23.32%	23.32%
			300,000,000	19.63%	19.63%
			300,000,000	7.87%	7.87%

			4,829,000	2.20%	2.20%
			4,169,935	1.90%	1.90%
			3,807,265	1.73%	1.73%
			4,890,000,000	12.56%	12.56%
			1,460,700,000	4.01%	4.01%
			145,000,000	1.88%	1.88%
			1,451,782,336	8.39%	8.39%
A				11.41%	11.41%
				5.10%	5.10%

2

1

3

3

“ ”	

4

“ ”	
( ) “ ”	

“ ”	
“ ”	

5

1

/

		311,320.75	500,000.00		28,301.89
		105,724.54			

/

		2,297,905.78	1,214,190.26
		3,814,587.51	530,326.31
		4,870,930.00	268,744.29

2

/

/

/

/	/	/	/	/	/	/
---	---	---	---	---	---	---

/

/

/	/	/	/	/	/	/
---	---	---	---	---	---	---

/

3

--	--	--	--

--	--	--	--

4

--	--	--	--	--

--	--	--	--	--

5


6

		104,455.04	

7

	7,496,611.23	4,383,105.75

8

2018 7 18

30%	45%	15%	10%		“ ”
50,000,000.00	2018 12 31	5,000,000.00	1,500,000.00		

6

1

		2,418,717.85	24,232.30	31,861.70	318.62
		4,043,462.75	40,434.63	562,145.89	5,621.46
		2,272,342.72	22,723.43	1,340,855.61	19,288.82
		104,455.04	1,044.55		

2

		103,262.15	
		80,081.42	80,081.42
		134,191.72	
		28,301.89	

7

8

1

√ □

	102,743,320.00
	30,465,088.00
	311,496.00
	16.45 /

	12
	48 2018 12
	31 /
	1.9

2017 11 2	2017	<	2017	>
( )>			2017	
			2017 11 6	
	2017		2017 11 6	334
	2017		11,760,300 A	1
13.03		2017 12 19	2018 12 31	2
		24,000.00	12.979 /	
2018 9 3	2018	<	2018	
	>	<	2018	
>			2018 10 16	
2018			308	
	12,484,000	A	1	8.23 160
	3,858,000		16.45 /	2018 11
23 2018 10 26		2018 12 14		
			2018 12 14	3
2,500,562	A	1	8.46	2019 1 29
	/	/	( 20%)	12
24	24		/ ( 40%)	
		36	/	( 40%)
	36		48	/
	/			

25%

A

Black-Scholes

/ / 2018 12 31 /  
2018  
59,427,641.23 2017 7,965,462.95

**2**

√ □

	-
	64,875,758.04
	59,427,641.23

**3**

□ √

**4****5****1**

(1)

(2)

	2018 12 31	2017 12 31
--	------------	------------

	17,130,002.53	13,989,154.85
	14,642,913.18	8,712,408.40
	6,818,698.95	5,308,249.58
	2,968,380.00	870,035.65
	41,559,994.66	28,879,848.48

2

1

2

3

1



2



3

4

96%

50%

“ ”

100%

2018 9 30

30.76

100%



2018 9 30	16.00	15.20	194,273,675
96%		15.20	52,631,578
50%			
	2,952,959,860.00		
	799,999,985.60		

2019 1 22

1

1

--	--	--	--

2

--	--	--

2

3

1

2

4

5

--	--	--	--	--	--	--

6

1

(1)

(2)

(3)

2

--	--	--	--

3

4

7

8

1

	42,249,473.53	24,280,467.47
	832,820,119.95	638,945,288.60
	875,069,593.48	663,225,756.07

1

1)

	42,249,473.53	24,280,467.47
	42,249,473.53	24,280,467.47

2)

--	--

3)

--	--	--

4)

--	--

## 2

1)

	869,816, 839.88	100.00%	36,996.7 19.93	4.25%	832,820.1 19.95	665,788 ,250.80	100.00%	26,842.96 2.20	4.03%	638,945.28 8.60
	869,816, 839.88	100.00%	36,996.7 19.93	4.25%	832,820.1 19.95	665,788 ,250.80	100.00%	26,842.96 2.20	4.03%	638,945.28 8.60

□ √

√ □

1			
1		698,886,368.21	0.80%
1 2		122,317,989.20	10.00%
2 3		21,043,760.80	20.00%
3 4		22,224,841.96	50.00%
4 5		4,966,715.64	70.00%
5		377,164.07	100.00%
		869,816,839.88	
		36,996,719.93	

□ √

2)

11,667,937.73

0

--	--	--

3)

	1,514,180.00

--	--	--	--	--	--

4)

	215,122,422.94	11,190,891.35	24.73%

5)

6)

2

	1,124,733.73	
	1,124,733.73	

2)

--	--	--	--	--

**2**

1)

( )		
-----	--	--

2)

1

( )				
-----	--	--	--	--

**3**

1)

	35,693,974.54	30.16%	427,954.74	1.20%	35,266,019.80	38,297,790.54	94.30%	2,177,866.61	5.69%	36,119,923.93
	81,513,697.19	69.84%			81,513,697.19	2,314,254.50	5.70%			2,314,254.50
	117,207,671.73	100.00%	427,954.74	1.20%	116,779,716.99	40,612,045.04	100.00%	2,177,866.61	5.69%	38,434,178.43

--	--

4)



	140,914,487.65		140,914,487.65	57,771,242.60		57,771,242.60
	283,782,446.36		283,782,446.36	211,206,585.10		211,206,585.10

## 1

	95,000,000.00			95,000,000.00		
	10,000,000.00			10,000,000.00		
	153,142.50			153,142.50		
	6,900,000.00	1,553,807.86		8,453,807.86		
(4)	20,822,100.00		20,822,100.00			
	15,000,000.00	76,936.95		15,076,936.95		
	2,550,000.00	963,528.45		3,513,528.45		
	3,000,000.00	2,248,240.97		5,248,240.97		
(1)	10,100.00	1,056,999.00		1,067,099.00		
(1)		4,355,202.98		4,355,202.98		
	153,435,342.50	10,254,716.21	20,822,100.00	142,867,958.71		

## 2






2018

38,688,312.86


		3%
--	--	----

2

		/	/
	10.72%	0.3295	0.3290
	8.83%	0.2715	0.2712

3

1

□ √

2

□ √

3

4

